





























1. Choose Plate Frame	Description	Color	HBL4750 Series	HBL6750 Series
	Front loading plate will accept any modules in three unit combinations. Angled fixtures to be used in bottom opening only. Use KPIMBZAL/GY plate with modules for HBL4750 and HBL6750 Series device mounting bracket located on page R-45. See section W for additional Hubbell iSTATION modules and datacom products. Ivory metal raceway matches almond devices and plates.	Office White	 IMF1AL IMF1GY	 IMF2AL IMF2GY
<i>Note: Each gang accepts 3 module units.</i>				

2. Choose Modules	Color	Catalog Number	Catalog Number	Catalog Number	Catalog Number	Catalog Number
	Almond Gray	 IMB05AL IMB05GY Blank Module .5 Unit	 IMB1AL IMB1GY Blank Module 1 Unit	 IMB15AL IMB15GY Blank Module 1.5 Unit	 IM1K1AL IM1K1GY Modular Flat 1 Unit	 IM2K1AL IM2K1GY Modular Flat 1 Unit
	Almond Gray	 IM1KA15AL IM1KA15GY Modular Angled 1.5 Unit	 IM2KA15AL IM2KA15GY Modular Angled 1.5 Unit	 IM1SCA15AL IM1SCA15GY SC 1 Duplex Angled, 1.5 Unit	 IM2SCA2AL IM2SCA2GY SC 2 Duplex Angled, 2 Unit	 IM1IA15AL IM1IA15GY Modular Recessed 1.5 Unit
	Almond Gray	 IM2IA15AL IM2IA15GY Modular Recessed 1.5 Unit	Keystone Opening Hole size for mounting all Hubbell Jacks.			A: .580" (14.73) B: .760" (19.30)

Modular connectors to be used with any plate with a standard modular opening. Not recommended for use with KP plates. For KP applications use KPIMBZAL/GY bezel and appropriate Hubbell iSTATION modules located in the section W. Use appropriate Hubbell iSTATION modules for SC fiber adapters. See section W for additional modular connectors. Ivory metal raceway matches almond devices and plates.

Modular Connector Fittings	Color	Catalog Number	Catalog Number	Catalog Number	Catalog Number	Catalog Number
	Almond Gray	 SFFGAL SFFGGY F-Type Coupler Gold	 SFFALX SFFGX F-Type Coupler Nickel	 SFBAL SFBGY BNC Connector	 SFSV110AL SFSV110GY S-Video 110	 SFSVAL SFSVGY S-Video F/F Coupler
	Almond Gray	 SFRCRFAL SFRCRFFGY RCA Gold Pass-through F/F Coupler Red Insulator	 SFRCWFFAL SFRCWFFGY RCA Gold Pass-through F/F Coupler White Insulator	 SFRCYFFAL SFRCYFFGY RCA Gold Pass-through F/F Coupler Yellow Insulator	 SFSPGBK* SFSPGR** Speaker Post Connector	 SF35SJAL SF35SJGY 3.5mm Stereo Jacks
Almond Gray	 SFRC110R (Black housing only) RCA 110 Punchdown Red Insulator	 SFRC110W (Black housing only) RCA 110 Punchdown White Insulator	 SFRC110Y (Black housing only) RCA 110 Punchdown Yellow Insulator	 SFBAL10 SFBG10 Blank (10 Pack)		

Note: *Office white housing with black ring color.
**Office white housing with red ring color.

Xcelerator Modular Jacks	Color	Catalog Number	Catalog Number	Catalog Number
	Almond	 HXJ5EAL Cat. 5e, T568A, T568B, RJ45	 HXJ6AL Cat. 6, T568A, T568B, RJ45	 HXJUAL 6 Position USOC, RJ25

Note: Ivory metal raceway matches almond devices and plates.

Jack Color Options (Replaces AL Suffix)

OW =Office White	GY =Gray	BK =Black	W =White	OR =Orange	R =Red	Y =Yellow	B =Blue	GN =Green	EI =Elec Ivory
-------------------------	-----------------	------------------	-----------------	-------------------	---------------	------------------	----------------	------------------	-----------------------